

**5018**

**Pudding Bowl**



Raw edge.

	Top out (mm) <b>85</b>	Number per carton	<b>500</b>
	Top in (mm) <b>73</b>	Carton dimensions (mm)	<b>355 x 330 x 230</b>
	Base (mm) <b>43</b>	Carton weight (kg)	<b>2</b>
	Height (mm) <b>42</b>	Carton volume (m <sup>3</sup> )	<b>0.03</b>
	Capacity (ml) <b>113</b>		

**Minimum Run Qty.** Not a stock line. Minimum purchase quantity applies. Minimum 4 week leadtime.

**5225**

**Large Cheesecake (hole in base)**



Hemmed edge.  
Baking Disc available: Code 5125BB

	Top out (mm) <b>254</b>	Number per carton	<b>320</b>
	Top in (mm) <b>236</b>	Carton dimensions (mm)	<b>525 x 525 x 400</b>
	Base (mm) <b>222</b>	Carton weight (kg)	<b>6</b>
	Height (mm) <b>39</b>	Carton volume (m <sup>3</sup> )	<b>0.11</b>
	Capacity (ml) <b>1550</b>		

**5125**

**Large Round Cheesecake**



Hemmed edge.

	Top out (mm) <b>254</b>	Number per carton	<b>320</b>
	Top in (mm) <b>236</b>	Carton dimensions (mm)	<b>525 x 525 x 400</b>
	Base (mm) <b>222</b>	Carton weight (kg)	<b>6</b>
	Height (mm) <b>38</b>	Carton volume (m <sup>3</sup> )	<b>0.11</b>
	Capacity (ml) <b>1550</b>		

**Minimum Qty Run.** Not a stock line. Minimum purchase quantity applies. Minimum 4 weeks leadtime.

**5226**

**Large Cheesecake (hole in base)**



Hemmed edge.  
Baking Disc available – 5226BD.

	Top out (mm) <b>256</b>	Number per carton	<b>300</b>
	Top in (mm) <b>240</b>	Carton dimensions (mm)	<b>675 x 480 x 490</b>
	Base (mm) <b>220</b>	Carton weight (kg)	<b>7.5</b>
	Height (mm) <b>49</b>	Carton volume (m <sup>3</sup> )	<b>0.16</b>
	Capacity (ml) <b>2035</b>		

**Comments** 113 mm hole in base.

**5218**

**Medium Cheesecake (hole in base)**



Hemmed edge.  
Baking disc available – 5218BB

	Top out (mm) <b>181</b>	Number per carton	<b>600</b>
	Top in (mm) <b>167</b>	Carton dimensions (mm)	<b>575 x 395 x 565</b>
	Base (mm) <b>141</b>	Carton weight (kg)	<b>7.6</b>
	Height (mm) <b>38</b>	Carton volume (m <sup>3</sup> )	<b>0.13</b>
	Capacity (ml) <b>750</b>		

**Comments** 66mm hole in base.

**5311**

**Pudding Bowl**



Raw edge.

	Top out (mm) <b>108</b>	Number per carton	<b>500</b>
	Top in (mm) <b>94</b>	Carton dimensions (mm)	<b>475 x 228 x 200</b>
	Base (mm) <b>56</b>	Carton weight (kg)	<b>2</b>
	Height (mm) <b>48</b>	Carton volume (m <sup>3</sup> )	<b>0.04</b>
	Capacity (ml) <b>225</b>		

Subject to Enquiry. Minimum run applies.

**5221**

**Medium Deep Cheesecake Pan**



Hemmed edge.

	Top out (mm) <b>210</b>	Number per carton	<b>275</b>
	Top in (mm) <b>195</b>	Carton dimensions (mm)	<b>747 x 416 x 477</b>
	Base (mm) <b>184</b>	Carton weight (kg)	<b>6</b>
	Height (mm) <b>62</b>	Carton volume (m <sup>3</sup> )	<b>0.15</b>
	Capacity (ml) <b>1800</b>		

**5318**

**Medium Round Pan Bavarian**



	Top out (mm) <b>181</b>	Number per carton	<b>600</b>
	Top in (mm) <b>167</b>	Carton dimensions (mm)	<b>575 x 395 x 565</b>
	Base (mm) <b>141</b>	Carton weight (kg)	<b>9</b>
	Height (mm) <b>38</b>	Carton volume (m <sup>3</sup> )	<b>0.13</b>
	Capacity (ml) <b>750</b>		

**Comments** No hole in base.








**5321**

**Medium Cheesecake  
(hole in base)**



Hemmed edge.

 Top out (mm) <b>211</b>	Number per carton	<b>500</b>
 Top in (mm) <b>199</b>	Carton dimensions (mm)	<b>675 x 480 x 490</b>
 Base (mm) <b>179</b>	Carton weight (kg)	<b>8.5</b>
 Height (mm) <b>40</b>	Carton volume (m <sup>3</sup> )	<b>0.16</b>
 Capacity (ml) <b>1116</b>		






**Minimum Run Qty** Not a stock line. Minimum purchase of 42,000 units.  
Minimum 4 week leadtime. **Comments** 80 mm hole in base.

**5326**

**Large  
Cheesecake Pan**



Hemmed edge.

 Top out (mm) <b>256</b>	Number per carton	<b>300</b>
 Top in (mm) <b>240</b>	Carton dimensions (mm)	<b>675 x 480 x 490</b>
 Base (mm) <b>220</b>	Carton weight (kg)	<b>8</b>
 Height (mm) <b>49</b>	Carton volume (m <sup>3</sup> )	<b>0.16</b>
 Capacity (ml) <b>2035</b>		