

**7113**

**Shallow Square Single Serve Meal Tray**



Packed 10 sleeves of 100.

|  |                               |                                 |                        |
|--|-------------------------------|---------------------------------|------------------------|
|  | Top out (mm) <b>127 x 127</b> | Number per carton               | <b>1000</b>            |
|  | Top in (mm) <b>112 x 112</b>  | Carton dimensions (mm)          | <b>675 x 435 x 340</b> |
|  | Base (mm) <b>95 x 95</b>      | Carton weight (kg)              | <b>6</b>               |
|  | Height (mm) <b>27</b>         | Carton volume (m <sup>3</sup> ) | <b>0.1</b>             |
|  | Capacity (ml) <b>305</b>      |                                 |                        |

**7120**

**Medium Oblong**



|  |                               |                                 |                        |
|--|-------------------------------|---------------------------------|------------------------|
|  | Top out (mm) <b>200 x 127</b> | Number per carton               | <b>1000</b>            |
|  | Top in (mm) <b>185 x 112</b>  | Carton dimensions (mm)          | <b>625 x 420 x 455</b> |
|  | Base (mm) <b>168 x 95</b>     | Carton weight (kg)              | <b>9.5</b>             |
|  | Height (mm) <b>31</b>         | Carton volume (m <sup>3</sup> ) | <b>0.12</b>            |
|  | Capacity (ml) <b>580</b>      |                                 |                        |

**7114**


**Small Oblong Dessert Tray**



|  |                               |                                 |                        |
|--|-------------------------------|---------------------------------|------------------------|
|  | Top out (mm) <b>133 x 110</b> | Number per carton               | <b>900</b>             |
|  | Top in (mm) <b>117 x 92</b>   | Carton dimensions (mm)          | <b>625 x 420 x 455</b> |
|  | Base (mm) <b>104 x 76</b>     | Carton weight (kg)              | <b>6.5</b>             |
|  | Height (mm) <b>46</b>         | Carton volume (m <sup>3</sup> ) | <b>0.12</b>            |
|  | Capacity (ml) <b>415</b>      |                                 |                        |

**7122H**

**Deep Pound Cake**



|  |                               |                                 |                        |
|--|-------------------------------|---------------------------------|------------------------|
|  | Top out (mm) <b>219 x 114</b> | Number per carton               | <b>600</b>             |
|  | Top in (mm) <b>202 x 97</b>   | Carton dimensions (mm)          | <b>675 x 480 x 490</b> |
|  | Base (mm) <b>188 x 83</b>     | Carton weight (kg)              | <b>10</b>              |
|  | Height (mm) <b>57</b>         | Carton volume (m <sup>3</sup> ) | <b>0.16</b>            |
|  | Capacity (ml) <b>900</b>      |                                 |                        |

**7117**

**Small Oblong Tray**



|  |                               |                                 |                        |
|--|-------------------------------|---------------------------------|------------------------|
|  | Top out (mm) <b>167 x 141</b> | Number per carton               | <b>500</b>             |
|  | Top in (mm) <b>152 x 128</b>  | Carton dimensions (mm)          | <b>535 x 328 x 348</b> |
|  | Base (mm) <b>126 x 101</b>    | Carton weight (kg)              | <b>4</b>               |
|  | Height (mm) <b>26</b>         | Carton volume (m <sup>3</sup> ) | <b>0.06</b>            |
|  | Capacity (ml) <b>440</b>      |                                 |                        |

**7123**

**Shallow 3 Cavity Meal Tray**



|  |                               |                                 |                        |
|--|-------------------------------|---------------------------------|------------------------|
|  | Top out (mm) <b>229 x 178</b> | Number per carton               | <b>500</b>             |
|  | Top in (mm) <b>217 x 167</b>  | Carton dimensions (mm)          | <b>575 x 395 x 495</b> |
|  | Base (mm) <b>200 x 150</b>    | Carton weight (kg)              | <b>7.5</b>             |
|  | Height (mm) <b>23</b>         | Carton volume (m <sup>3</sup> ) | <b>0.11</b>            |
|  | Capacity (ml) <b>550</b>      |                                 |                        |

**Cavity capacities.** Capacities:125, 125, 300mls

**7119**

**Deep Takeaway Tray (Sleeved)**



100 trays per sleeve

|  |                               |                                 |                        |
|--|-------------------------------|---------------------------------|------------------------|
|  | Top out (mm) <b>184 x 106</b> | Number per carton               | <b>500</b>             |
|  | Top in (mm) <b>173 x 94</b>   | Carton dimensions (mm)          | <b>540 x 560 x 200</b> |
|  | Base (mm) <b>155 x 76</b>     | Carton weight (kg)              | <b>5.5</b>             |
|  | Height (mm) <b>57</b>         | Carton volume (m <sup>3</sup> ) | <b>0.06</b>            |
|  | Capacity (ml) <b>840</b>      |                                 |                        |

**7127**

**Large Square Multi-Serve Tray**



|  |                               |                                 |                        |
|--|-------------------------------|---------------------------------|------------------------|
|  | Top out (mm) <b>273 x 273</b> | Number per carton               | <b>125</b>             |
|  | Top in (mm) <b>254 x 254</b>  | Carton dimensions (mm)          | <b>580 x 305 x 560</b> |
|  | Base (mm) <b>228 x 228</b>    | Carton weight (kg)              | <b>5</b>               |
|  | Height (mm) <b>49</b>         | Carton volume (m <sup>3</sup> ) | <b>0.1</b>             |
|  | Capacity (ml) <b>2965</b>     |                                 |                        |

**7129**

**Shallow Oblong Multi-Serve Tray**



|  |               |                  |                                 |                        |
|--|---------------|------------------|---------------------------------|------------------------|
|  | Top out (mm)  | <b>292 x 177</b> | Number per carton               | <b>400</b>             |
|  | Top in (mm)   | <b>280 x 165</b> | Carton dimensions (mm)          | <b>625 x 420 x 455</b> |
|  | Base (mm)     | <b>264 x 150</b> | Carton weight (kg)              | <b>9</b>               |
|  | Height (mm)   | <b>27</b>        | Carton volume (m <sup>3</sup> ) | <b>0.12</b>            |
|  | Capacity (ml) | <b>1190</b>      |                                 |                        |

**7223**

**Medium Square Multi-Serve Tray**



|  |               |                  |                                 |                        |
|--|---------------|------------------|---------------------------------|------------------------|
|  | Top out (mm)  | <b>228 x 228</b> | Number per carton               | <b>200</b>             |
|  | Top in (mm)   | <b>215 x 215</b> | Carton dimensions (mm)          | <b>500 x 500 x 310</b> |
|  | Base (mm)     | <b>194 x 194</b> | Carton weight (kg)              | <b>5.5</b>             |
|  | Height (mm)   | <b>36</b>        | Carton volume (m <sup>3</sup> ) | <b>0.08</b>            |
|  | Capacity (ml) | <b>1500</b>      |                                 |                        |

**7131**

**Large Shallow Oblong Half Gastronorm**



|  |               |                  |                                 |                        |
|--|---------------|------------------|---------------------------------|------------------------|
|  | Top out (mm)  | <b>314 x 254</b> | Number per carton               | <b>100</b>             |
|  | Top in (mm)   | <b>296 x 236</b> | Carton dimensions (mm)          | <b>535 x 328 x 348</b> |
|  | Base (mm)     | <b>272 x 214</b> | Carton weight (kg)              | <b>4</b>               |
|  | Height (mm)   | <b>38</b>        | Carton volume (m <sup>3</sup> ) | <b>0.06</b>            |
|  | Capacity (ml) | <b>2500</b>      |                                 |                        |

**7225A**

**Large Oblong Takeaway Tray**



|  |               |                  |                                 |                        |
|--|---------------|------------------|---------------------------------|------------------------|
|  | Top out (mm)  | <b>249 x 185</b> | Number per carton               | <b>480</b>             |
|  | Top in (mm)   | <b>233 x 169</b> | Carton dimensions (mm)          | <b>575 x 395 x 495</b> |
|  | Base (mm)     | <b>214 x 150</b> | Carton weight (kg)              | <b>11</b>              |
|  | Height (mm)   | <b>42</b>        | Carton volume (m <sup>3</sup> ) | <b>0.11</b>            |
|  | Capacity (ml) | <b>1500</b>      |                                 |                        |

**7211**

**Small Deep Sweet Dish**



|  |               |                  |                                 |                        |
|--|---------------|------------------|---------------------------------|------------------------|
|  | Top out (mm)  | <b>106 x 106</b> | Number per carton               | <b>500</b>             |
|  | Top in (mm)   | <b>96 x 96</b>   | Carton dimensions (mm)          | <b>600 x 237 x 330</b> |
|  | Base (mm)     | <b>75 x 75</b>   | Carton weight (kg)              | <b>3</b>               |
|  | Height (mm)   | <b>43</b>        | Carton volume (m <sup>3</sup> ) | <b>0.05</b>            |
|  | Capacity (ml) | <b>336</b>       |                                 |                        |

**7227**

**Danish Log Pan**



|  |               |                  |                                 |                        |
|--|---------------|------------------|---------------------------------|------------------------|
|  | Top out (mm)  | <b>275 x 126</b> | Number per carton               | <b>600</b>             |
|  | Top in (mm)   | <b>261 x 108</b> | Carton dimensions (mm)          | <b>755 x 405 x 585</b> |
|  | Base (mm)     | <b>243 x 91</b>  | Carton weight (kg)              | <b>9</b>               |
|  | Height (mm)   | <b>38</b>        | Carton volume (m <sup>3</sup> ) | <b>0.18</b>            |
|  | Capacity (ml) | <b>950</b>       |                                 |                        |

**7219**

**Shallow Takeaway Tray**



|  |               |                  |                                 |                        |
|--|---------------|------------------|---------------------------------|------------------------|
|  | Top out (mm)  | <b>184 x 106</b> | Number per carton               | <b>500</b>             |
|  | Top in (mm)   | <b>173 x 94</b>  | Carton dimensions (mm)          | <b>747 x 398 x 250</b> |
|  | Base (mm)     | <b>156 x 78</b>  | Carton weight (kg)              | <b>4.5</b>             |
|  | Height (mm)   | <b>38</b>        | Carton volume (m <sup>3</sup> ) | <b>0.07</b>            |
|  | Capacity (ml) | <b>560</b>       |                                 |                        |

**Comments** Also available 7219A – 10 sleeves of 100, 1000 units per carton.

**7229**

**Large Deep 2 Cavity Tray**



|  |               |                  |                                 |                        |
|--|---------------|------------------|---------------------------------|------------------------|
|  | Top out (mm)  | <b>285 x 146</b> | Number per carton               | <b>400</b>             |
|  | Top in (mm)   | <b>273 x 134</b> | Carton dimensions (mm)          | <b>610 x 490 x 370</b> |
|  | Base (mm)     | <b>255 x 115</b> | Carton weight (kg)              | <b>9</b>               |
|  | Height (mm)   | <b>37</b>        | Carton volume (m <sup>3</sup> ) | <b>0.11</b>            |
|  | Capacity (ml) | <b>1125</b>      |                                 |                        |

**Minimum Run Qty** Not a stock line. Minimum purchase of 28,000 units. Minimum 4 week leadtime. **Comments** Cavity capacities: 750ml, 375ml.

**7231**

**Large Deep Oblong Half Gastronorm**



|  |               |                  |                                 |                        |
|--|---------------|------------------|---------------------------------|------------------------|
|  | Top out (mm)  | <b>314 x 254</b> | Number per carton               | <b>100</b>             |
|  | Top in (mm)   | <b>296 x 236</b> | Carton dimensions (mm)          | <b>536 x 434 x 351</b> |
|  | Base (mm)     | <b>274 x 214</b> | Carton weight (kg)              | <b>4</b>               |
|  | Height (mm)   | <b>50</b>        | Carton volume (m <sup>3</sup> ) | <b>0.08</b>            |
|  | Capacity (ml) | <b>3150</b>      |                                 |                        |

**7420**

**700ml 3 Cavity Meal Tray**



|  |               |                  |                                 |                        |
|--|---------------|------------------|---------------------------------|------------------------|
|  | Top out (mm)  | <b>205 x 155</b> | Number per carton               | <b>500</b>             |
|  | Top in (mm)   | <b>192 x 140</b> | Carton dimensions (mm)          | <b>625 x 425 x 495</b> |
|  | Base (mm)     | <b>172 x 120</b> | Carton weight (kg)              | <b>7.5</b>             |
|  | Height (mm)   | <b>34</b>        | Carton volume (m <sup>3</sup> ) | <b>0.13</b>            |
|  | Capacity (ml) | <b>700</b>       |                                 |                        |

**Comments** Also available in a heavier gauge – Code 7420-80.  
**Cavity Capacities:** 380, 190, 130mls

**7313**

**Deep Square Single Serve Meal Tray**



|  |               |                  |                                 |                        |
|--|---------------|------------------|---------------------------------|------------------------|
|  | Top out (mm)  | <b>127 x 127</b> | Number per carton               | <b>1000</b>            |
|  | Top in (mm)   | <b>112 x 112</b> | Carton dimensions (mm)          | <b>675 x 435 x 340</b> |
|  | Base (mm)     | <b>95 x 95</b>   | Carton weight (kg)              | <b>6</b>               |
|  | Height (mm)   | <b>32</b>        | Carton volume (m <sup>3</sup> ) | <b>0.1</b>             |
|  | Capacity (ml) | <b>340</b>       |                                 |                        |

**7421**

**Large Oblong Takeaway Tray**



|  |               |                  |                                 |                        |
|--|---------------|------------------|---------------------------------|------------------------|
|  | Top out (mm)  | <b>220 x 154</b> | Number per carton               | <b>500</b>             |
|  | Top in (mm)   | <b>202 x 137</b> | Carton dimensions (mm)          | <b>610 x 490 x 370</b> |
|  | Base (mm)     | <b>178 x 113</b> | Carton weight (kg)              | <b>8</b>               |
|  | Height (mm)   | <b>46</b>        | Carton volume (m <sup>3</sup> ) | <b>0.11</b>            |
|  | Capacity (ml) | <b>1100</b>      |                                 |                        |

**7330**

**Medium Takeaway Tray**



|  |               |                  |                                 |                        |
|--|---------------|------------------|---------------------------------|------------------------|
|  | Top out (mm)  | <b>312 x 213</b> | Number per carton               | <b>200</b>             |
|  | Top in (mm)   | <b>295 x 190</b> | Carton dimensions (mm)          | <b>560 x 483 x 560</b> |
|  | Base (mm)     | <b>50</b>        | Carton weight (kg)              | <b>8</b>               |
|  | Height (mm)   | <b>275 x 175</b> | Carton volume (m <sup>3</sup> ) | <b>0.15</b>            |
|  | Capacity (ml) | <b>2500</b>      |                                 |                        |

**Minimum Qty Run.** Not a stock line. Minimum purchase quantity applies. Minimum 4 weeks leadtime.

**7430**

**Large Rectangular Takeaway**



|  |               |                  |                                 |                        |
|--|---------------|------------------|---------------------------------|------------------------|
|  | Top out (mm)  | <b>238 x 185</b> | Number per carton               | <b>360</b>             |
|  | Top in (mm)   | <b>213 x 162</b> | Carton dimensions (mm)          | <b>514 x 445 x 375</b> |
|  | Base (mm)     | <b>197 x 146</b> | Carton weight (kg)              | <b>6</b>               |
|  | Height (mm)   | <b>35</b>        | Carton volume (m <sup>3</sup> ) | <b>0.09</b>            |
|  | Capacity (ml) | <b>1100</b>      |                                 |                        |

**Minimum Qty Run.** Not a stock line. Minimum purchase quantity applies. Minimum 4 weeks leadtime.

**7419**

**Medium Takeaway Tray**



|  |               |                  |                                 |                        |
|--|---------------|------------------|---------------------------------|------------------------|
|  | Top out (mm)  | <b>195 x 143</b> | Number per carton               | <b>500</b>             |
|  | Top in (mm)   | <b>178 x 128</b> | Carton dimensions (mm)          | <b>760 x 416 x 320</b> |
|  | Base (mm)     | <b>160 x 110</b> | Carton weight (kg)              | <b>6</b>               |
|  | Height (mm)   | <b>48</b>        | Carton volume (m <sup>3</sup> ) | <b>0.1</b>             |
|  | Capacity (ml) | <b>990</b>       |                                 |                        |

**Comments** Also available 7419A – 10 sleeves of 100, 1000 units per carton.

**7521**

**Shallow Batter Cake**








|  |               |                  |                                 |                        |
|--|---------------|------------------|---------------------------------|------------------------|
|  | Top out (mm)  | <b>215 x 151</b> | Number per carton               | <b>500</b>             |
|  | Top in (mm)   | <b>202 x 138</b> | Carton dimensions (mm)          | <b>610 x 490 x 370</b> |
|  | Base (mm)     | <b>183 x 119</b> | Carton weight (kg)              | <b>7</b>               |
|  | Height (mm)   | <b>35</b>        | Carton volume (m <sup>3</sup> ) | <b>0.11</b>            |
|  | Capacity (ml) | <b>810</b>       |                                 |                        |

**7620**

**590ml 3 Cavity Meal Tray**








|   |               |                  |                                 |                        |
|---|---------------|------------------|---------------------------------|------------------------|
|  | Top out (mm)  | <b>210 x 155</b> | Number per carton               | <b>500</b>             |
|  | Top in (mm)   | <b>192 x 140</b> | Carton dimensions (mm)          | <b>675 x 435 x 340</b> |
|  | Base (mm)     | <b>172 x 115</b> | Carton weight (kg)              | <b>7</b>               |
|  | Height (mm)   | <b>34</b>        | Carton volume (m <sup>3</sup> ) | <b>0.1</b>             |
|  | Capacity (ml) | <b>590</b>       |                                 |                        |

**Comments** Cavity capacities; 350 ml, 120 ml, 120ml.

**7920**

**680ml Three Part Meal Tray**








|   |               |                  |                                 |                        |
|---|---------------|------------------|---------------------------------|------------------------|
|  | Top out (mm)  | <b>205 x 160</b> | Number per carton               | <b>500</b>             |
|  | Top in (mm)   | <b>190 x 142</b> | Carton dimensions (mm)          | <b>555 x 490 x 420</b> |
|  | Base (mm)     | <b>160 x 125</b> | Carton weight (kg)              | <b>7</b>               |
|  | Height (mm)   | <b>40</b>        | Carton volume (m <sup>3</sup> ) | <b>0.11</b>            |
|  | Capacity (ml) | <b>760</b>       |                                 |                        |

**Comments:** Cavity Capacities; 340, 200, 145ml

**7621**

**Medium Takeaway Tray**








|   |               |                  |                                 |                        |
|---|---------------|------------------|---------------------------------|------------------------|
|    | Top out (mm)  | <b>203 x 153</b> | Number per carton               | <b>500</b>             |
|    | Top in (mm)   | <b>191 x 140</b> | Carton dimensions (mm)          | <b>625 x 425 x 495</b> |
|    | Base (mm)     | <b>173 x 122</b> | Carton weight (kg)              | <b>6</b>               |
|   | Height (mm)   | <b>51</b>        | Carton volume (m <sup>3</sup> ) | <b>0.13</b>            |
|  | Capacity (ml) | <b>1126</b>      |                                 |                        |

**7720-80**

**Two Compartment Meal Tray**








|   |               |                  |                                 |                        |
|---|---------------|------------------|---------------------------------|------------------------|
|  | Top out (mm)  | <b>205 x 155</b> | Number per carton               | <b>500</b>             |
|  | Top in (mm)   | <b>194 x 144</b> | Carton dimensions (mm)          | <b>625 x 480 x 490</b> |
|  | Base (mm)     | <b>174 x 124</b> | Carton weight (kg)              | <b>6</b>               |
|  | Height (mm)   | <b>37</b>        | Carton volume (m <sup>3</sup> ) | <b>0.13</b>            |
|  | Capacity (ml) | <b>780</b>       |                                 |                        |

**Comments:** Cavity capacities; 500, 280mls

**7820**

**Two Part Meal Tray**



|   |               |                  |                                 |                        |
|---|---------------|------------------|---------------------------------|------------------------|
|  | Top out (mm)  | <b>205 x 160</b> | Number per carton               | <b>500</b>             |
|  | Top in (mm)   | <b>190 x 143</b> | Carton dimensions (mm)          | <b>555 x 490 x 420</b> |
|  | Base (mm)     | <b>172 x 128</b> | Carton weight (kg)              | <b>7</b>               |
|  | Height (mm)   | <b>38</b>        | Carton volume (m <sup>3</sup> ) | <b>0.12</b>            |
|  | Capacity (ml) | <b>900</b>       |                                 |                        |

**Comments:** Cavity capacities; 460, 330mls. Subject to Stock Enquiry – Product to be superseded by 7720-80.