

5018

pudding Bowl



Raw edge.

	Top out (mm) 85	Number per carton	500
	Top in (mm) 73	Carton dimensions (mm)	355 x 330 x 230
	Base (mm) 43	Carton weight (kg)	2
	Height (mm) 42	Carton volume (m ³)	0.03
	Capacity (ml) 113		

Minimum Run Qty. Not a stock line. Minimum purchase quantity applies. Minimum 4 week leadtime.

5225

Large Cheesecake (hole in base)



Hemmed edge.
Baking Disc available: Code 5125BB

	Top out (mm) 254	Number per carton	320
	Top in (mm) 236	Carton dimensions (mm)	525 x 525 x 400
	Base (mm) 222	Carton weight (kg)	6
	Height (mm) 39	Carton volume (m ³)	0.11
	Capacity (ml) 1550		

5125

Large Round Cheesecake



Hemmed edge.

	Top out (mm) 254	Number per carton	320
	Top in (mm) 236	Carton dimensions (mm)	525 x 525 x 400
	Base (mm) 222	Carton weight (kg)	6
	Height (mm) 38	Carton volume (m ³)	0.11
	Capacity (ml) 1550		

Minimum Qty Run. Not a stock line. Minimum purchase quantity applies. Minimum 4 weeks leadtime.

5226

Large Cheesecake (hole in base)



Hemmed edge.
Baking Disc available – 5226BD.

	Top out (mm) 256	Number per carton	300
	Top in (mm) 240	Carton dimensions (mm)	675 x 480 x 490
	Base (mm) 220	Carton weight (kg)	7.5
	Height (mm) 49	Carton volume (m ³)	0.16
	Capacity (ml) 2035		

Comments 113 mm hole in base.

5218

Medium Cheesecake (hole in base)



Hemmed edge.
Baking disc available – 5218BB

	Top out (mm) 181	Number per carton	600
	Top in (mm) 167	Carton dimensions (mm)	575 x 395 x 565
	Base (mm) 141	Carton weight (kg)	7.6
	Height (mm) 38	Carton volume (m ³)	0.13
	Capacity (ml) 750		

Comments 66mm hole in base.

5311

pudding Bowl



Raw edge.

	Top out (mm) 108	Number per carton	500
	Top in (mm) 94	Carton dimensions (mm)	475 x 228 x 200
	Base (mm) 56	Carton weight (kg)	2
	Height (mm) 48	Carton volume (m ³)	0.04
	Capacity (ml) 225		

Subject to Enquiry. Minimum run applies.

5221

Medium Deep Cheesecake Pan



Hemmed edge.

	Top out (mm) 210	Number per carton	275
	Top in (mm) 195	Carton dimensions (mm)	747 x 416 x 477
	Base (mm) 184	Carton weight (kg)	6
	Height (mm) 62	Carton volume (m ³)	0.15
	Capacity (ml) 1800		

5318

Medium Round Pan Bavarian



	Top out (mm) 181	Number per carton	600
	Top in (mm) 167	Carton dimensions (mm)	575 x 395 x 565
	Base (mm) 141	Carton weight (kg)	9
	Height (mm) 38	Carton volume (m ³)	0.13
	Capacity (ml) 750		

Comments No hole in base.








5321

**Medium Cheesecake
(hole in base)**



Hemmed edge.

 Top out (mm) 211	Number per carton	500
 Top in (mm) 199	Carton dimensions (mm)	675 x 480 x 490
 Base (mm) 179	Carton weight (kg)	8.5
 Height (mm) 40	Carton volume (m ³)	0.16
 Capacity (ml) 1116		






Minimum Run Qty Not a stock line. Minimum purchase of 42,000 units.
Minimum 4 week leadtime. **Comments** 80 mm hole in base.

5326

**Large
Cheesecake Pan**



Hemmed edge.

 Top out (mm) 256	Number per carton	300
 Top in (mm) 240	Carton dimensions (mm)	675 x 480 x 490
 Base (mm) 220	Carton weight (kg)	8
 Height (mm) 49	Carton volume (m ³)	0.16
 Capacity (ml) 2035		